




Compliance Dashboard for Infor-Lawson Software



Our Solution

Compliance Dashboard for Infor-Lawson





Compliance Dashboard

Compliance Dashboard for Infor-Lawson



Security Reporting

Provides detailed analysis of both Lawson S3 and Landmark security including all assignments for Users, Actors, Roles, Security Classes, Tokens, Rules, Attributes, Business Classes, Executables and Modules.




Security Modeling & Utilities

Create 'what-if' scenarios within your S3 security model without changing any security settings and report back on what users are affected.



Security Auditing

Our security audit report enables you to monitor all changes to your S3 security model including the before and after values of any specific setting.



Compliance Dashboard

Compliance Dashboard for Infor-Lawson



Segregation of Duties (SoD)

SoD reports validate that the correct checks and balances have been implemented within the security model to avoid potential fraudulent activity.




Activity Monitor

Provides insight and control over your Lawson S3 applications by monitoring user activity. Use this information to validate your Lawson security settings, verify user licensing, monitor sensitive user activity, measure peak usage times or monitor software usage patterns.



SoD Conflict Remediation

Our SoD Remediation tools provide further insight into SoD violations by uniquely identifying conflicts through actual user activity.




Compliance Dashboard

Compliance Dashboard for Infor-Lawson



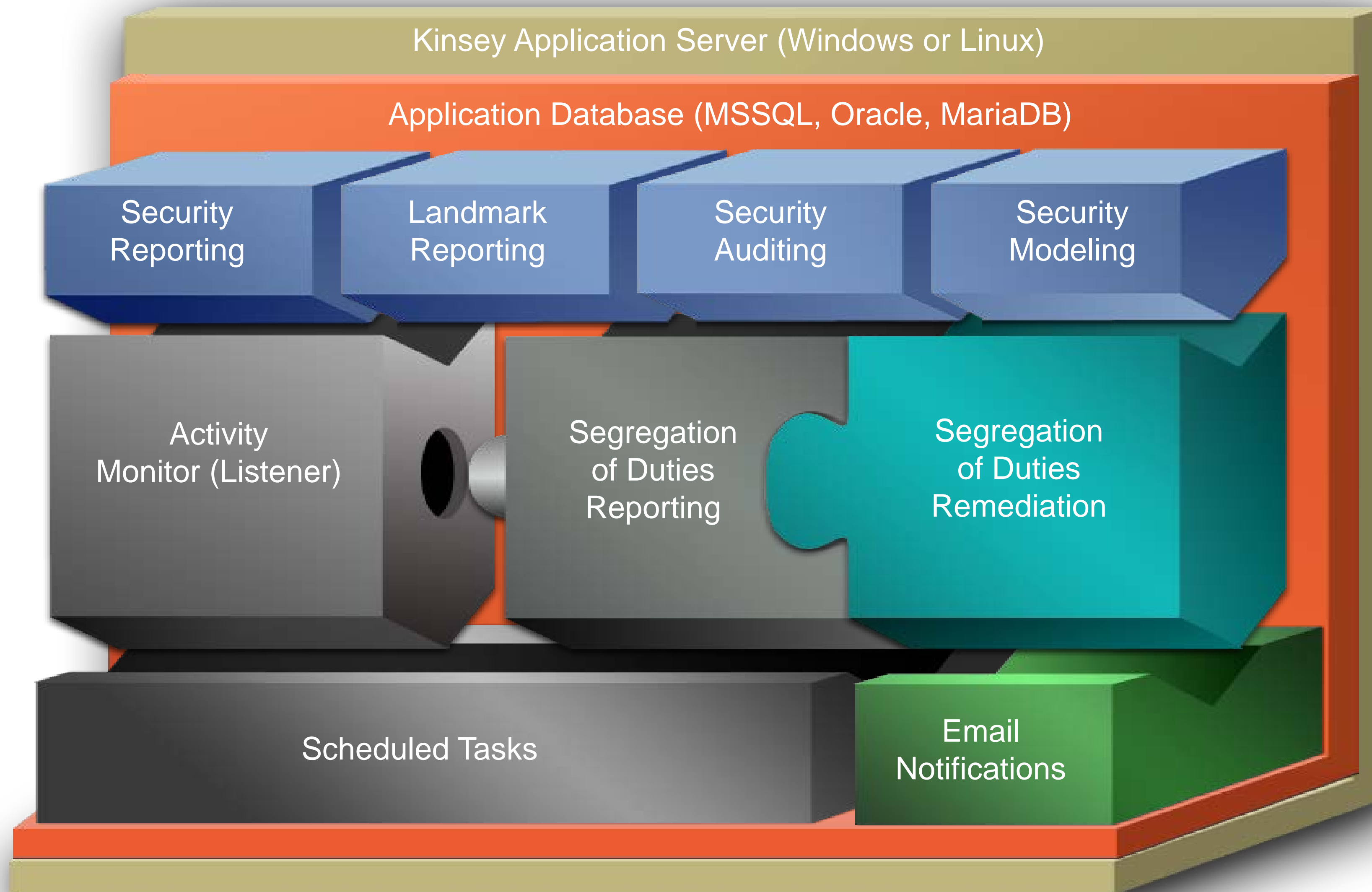
Transaction Auditing

Transaction Auditing extends Activity Monitor by digging deeper into user field level activity for the Lawson S3 applications. TA looks at all metadata to see what fields were viewed, added, changed or deleted and the corresponding values.



Compliance Dashboard

Compliance Dashboard for Infor-Lawson





Objective 1 – Expedite the Audit Review Process

Compliance Dashboard for Infor-Lawson

Security Analyzer

Lawson Security Reports

Landmark Security Reports

Historical Change Reports

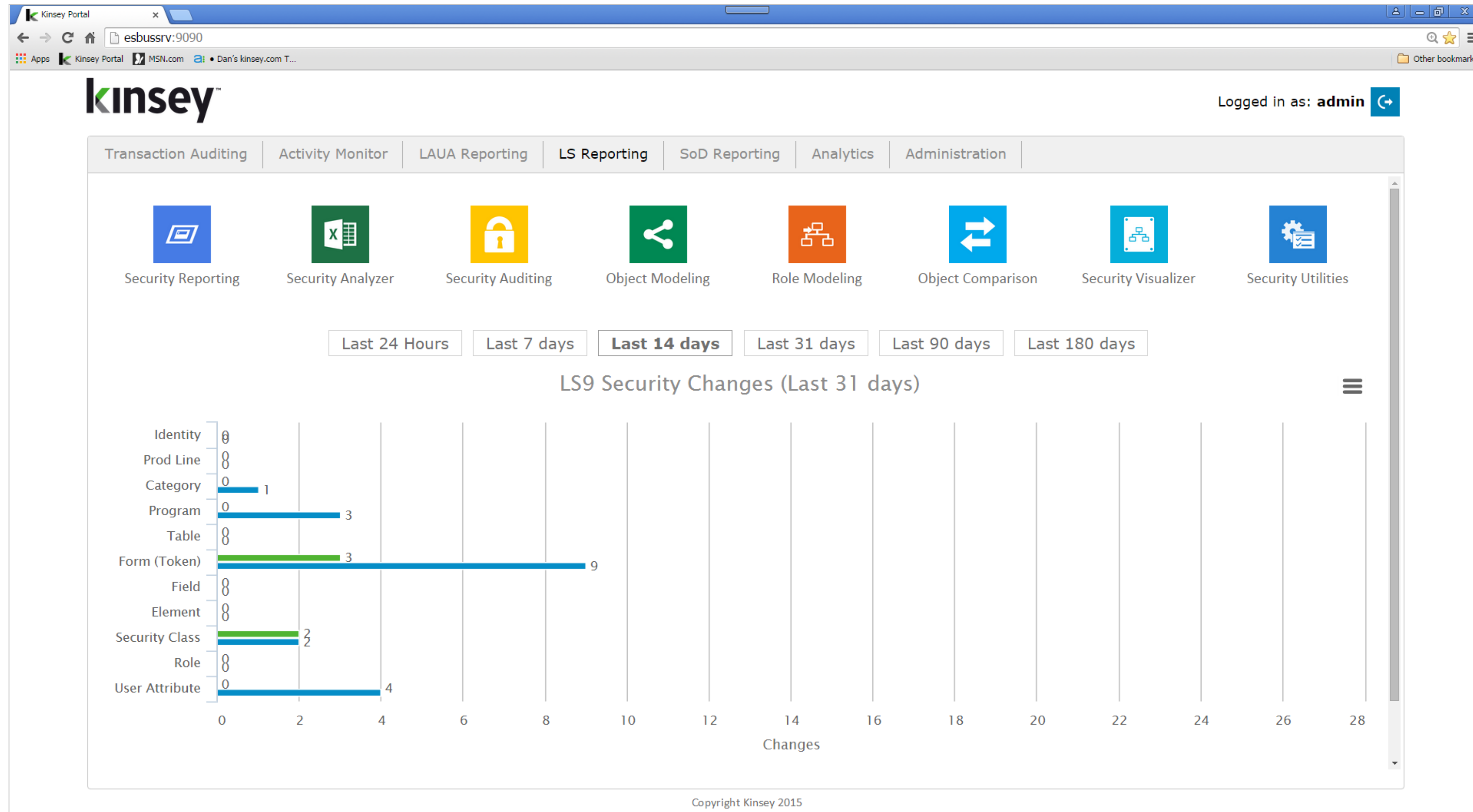
Security Audit Reports

Objectives

1. Expedite the Audit Review Process
2. Identify and Resolve Segregation of Duties Conflicts
3. Minimize User Provisioning Errors
4. Monitor Sensitive Activity
5. Maintain a Compliant Security Model


Compliance Dashboard

Compliance Dashboard for Infor-Lawson



Features

- Security Reporting
- Security Analyzer
- Security Auditing
- Object Modeling
- Role Modeling
- Object Comparison
- Security Visualizer
- Security Utilities



Security Analyzer

Compliance Dashboard for Infor-Lawson

Summary of Lawson Access (LS9 Security) - Forms				Roles assigned to User					
Sys Code	Form ID	Title	Available Functions	fnelson	hroberts	hrogers	lawson	smiller	mnitka
AC	AC00.1	Activity Group	A,C,D,I,N,P	I,N,P	+,-,I,N,P	+,-,I,N,P	+,-,I,N,P	NO ACCESS	NO ACCESS
AC	AC00.2	Calendar	A,C,D,I,N,P	ALL_ACCESS	+,-,I,N,P	+,-,I,N,P	ALL_ACCESS	NO ACCESS	NO ACCESS
AC	AC00.3	Activity Group Purge Status	C,I,N,P	ALL_ACCESS	NO ACCESS	NO ACCESS	I	NO ACCESS	NO ACCESS
AC	AC01.1	Mass Activity Copy	+,-,A,C,D,F,I,M,N,P,R,U,V,Z	ALL_ACCESS	NO ACCESS	NO ACCESS	NO ACCESS	NO ACCESS	NO ACCESS
AC	AC01.2	Additional Parameters	NO FC	ALL_ACCESS	NO ACCESS	NO ACCESS	NO ACCESS	NO ACCESS	NO ACCESS
AC	AC01.3	Inquire Filter	NO FC	ALL_ACCESS	NO ACCESS	NO ACCESS	NO ACCESS	NO ACCESS	NO ACCESS
AC	AC01.4	Automatic Activity	A,C,D,I	ALL_ACCESS	NO ACCESS	NO ACCESS	NO ACCESS	NO ACCESS	NO ACCESS
AC	AC01.5	Automatic Level	A,C,D,I	ALL_ACCESS	NO ACCESS	NO ACCESS	NO ACCESS	NO ACCESS	NO ACCESS
AC	AC02.1	Status	+,-,A,C,I	A,I	NO ACCESS	NO ACCESS	I	NO ACCESS	NO ACCESS
AC	AC03.1	Resource	A,C,D,I,N,P	ALL_ACCESS	+,-,I,N,P	+,-,I,N,P	+,-,I,N,P	NO ACCESS	NO ACCESS
AC	AC03.2	AC Person Assignment	+,-,A,C,I,N,P	+,-,I,P	+,-,I,N,P	+,-,I,N,P	+,-,I,N,P	NO ACCESS	NO ACCESS
AC	AC03.3	HR Employee Assignment	+,-,A,C,I,N,P	ALL_ACCESS	+,-,I,N,P	+,-,I,N,P	+,-,I,N,P	NO ACCESS	NO ACCESS
AC	AC03.4	Vendor Assignment	+,-,A,C,I,N,P	ALL_ACCESS	+,-,I,N,P	+,-,I,N,P	+,-,I,N,P	NO ACCESS	NO ACCESS
AC	AC03.5	Asset Assignment	+,-,A,C,I,N,P	ALL_ACCESS	+,-,I,N,P	+,-,I,N,P	+,-,I,N,P	NO ACCESS	NO ACCESS
AC	AC03.6	Equipment Assignment	+,-,A,C,I,N,P	ALL_ACCESS	+,-,I,N,P	+,-,I,N,P	+,-,I,N,P	NO ACCESS	NO ACCESS
AC	AC03.7	Role Assignment	+,-,A,C,D,I,N,P	ALL_ACCESS	+,-,I,N,P	+,-,I,N,P	+,-,I,N,P	NO ACCESS	NO ACCESS
AC	AC03.8	Roles	+,-,A,C,I	ALL_ACCESS	+,-,I,N,P	+,-,I,N,P	+,-,I,N,P	NO ACCESS	NO ACCESS
AC	AC03.9	Resource Account	C,I	ALL_ACCESS	+,-,I,N,P	+,-,I,N,P	+,-,I,N,P	NO ACCESS	NO ACCESS
AC	AC04.1	GL Code	+,-,A,C,I	I	+,-,I,N,P	+,-,I,N,P	+,-,I,N,P	NO ACCESS	NO ACCESS
AC	AC05.1	Account Categories	NO FC	I	+,-,I,N,P	+,-,I,N,P	+,-,I,N,P	NO ACCESS	NO ACCESS
AC	AC06.1	Override Account Categories	+,-,C,I,N,P	ALL_ACCESS	ALL_ACCESS	ALL_ACCESS	ALL_ACCESS	NO ACCESS	ALL_ACCESS
AC	AC06.2	Override Mass Add/Change	A,C,I	ALL_ACCESS	ALL_ACCESS	ALL_ACCESS	ALL_ACCESS	NO ACCESS	ALL_ACCESS
AC	AC07.1	Account Assignment	+,-,A,C,I,N,P	COND_RULEIf(form.AGA_ACTIVIT	+,-,I,N,P	+,-,I,N,P	COND_RULEIf(form.AGA_ACTIVIT	NO ACCESS	NO ACCESS
AC	AC08.1	Category Structure	+,-,A,C,I,N,P,X	I	+,-,I,N,P	+,-,I,N,P	+,-,I,N,P	NO ACCESS	NO ACCESS
AC	AC08.2	Define Category Structure	A,C,D,I,N,P	I	+,-,I,N,P	+,-,I,N,P	+,-,I,N,P	NO ACCESS	NO ACCESS
AC	AC10.1	Activity	A,C,D,I,N,P	ALL_ACCESS	ALL_ACCESS	ALL_ACCESS	ALL_ACCESS	NO ACCESS	ALL_ACCESS

Report Features

- User Form Rules
- User Table Rules
- User Field Rules
- User Program Rules
- Form Conditions
- Field Conditions
- Filter by User
- Created in MS Excel
- Unlimited Saved Reports

Purpose


- Security Oversight

The Security Analyzer allows you to create custom reports for just the users you need to see. Then easily review the least restrictive access assigned to each form, table, program or field by user.

Security Analyzer

Compliance Dashboard for Infor-Lawson

The image displays three overlapping Excel spreadsheets from Microsoft Excel, each showing a different security audit report. The top spreadsheet, titled 'Summary of Lawson Access (LS9 Security) - Tables', lists various tables such as ACACCTCAT and ACACCTCATX, along with their roles and security classes. The middle spreadsheet, titled 'Summary of Lawson Access (LS9 Security) - Field Access', lists fields like CUC-FORMS-EXP and FOB-DESCRIPTION, detailing their access permissions. The bottom spreadsheet, titled 'Summary of Lawson Access (LS9 Security) - Pro', lists program codes from AC01 to AC28, showing their security configurations. Each spreadsheet includes columns for System Code, Name, Role, Security Class, and a list of users with their respective access levels (e.g., ALL_ACCESS, NO_ACCESS). Large green text overlays labeled 'Tables', 'Fields', and 'Programs' are placed over their respective spreadsheets. The Excel interface shows the 'Formulas' tab is active, and the status bar at the bottom indicates 'Ready'.



Security Reports – S3

Compliance Dashboard for Infor-Lawson



Users

Displays all User-Object security assignments.



Roles

Displays all Role-Object security assignments



Security Classes

Displays all Security Class (Task)-Object security assignments.




Objects

Displays all assignments for Structures, Groups, Tables, Attributes, and Fields,



Historical

Automatically creates historical copies of LS for reporting and comparison purposes



Save, Export, Email

Save, Print, Export or Email your custom reports at anytime.

Security Reports – S3

Compliance Dashboard for Infor-Lawson

LS User 'Check LS' Status

Status	Percentage
Not Set	73.1%
NO	7.7%
YES	19.2%

Unassigned Objects

Object Type	Count
Roles	31
Tasks	57
System Codes	1
Programs	0
Tables	977
Forms	888

Report Features

- 13 User queries
- 8 Role queries
- 10 Task queries
- Statistics & Metadata
- Listener Activity
- Orphaned Objects
- Historical Comparisons
- Profile Comparisons
- Multiple Environments

Purpose

- Security Administration
- Security Oversight
- Activity Monitoring

Security Reports – S3

Compliance Dashboard for Infor-Lawson


The screenshot displays the Kinsey Security 9 Reporting web application. The main interface is titled "Role - Task - Form" and shows a table with 5,591 records. The table has columns for Role, Task, and Task Description. The Role column lists "ACAccountant" and the Task column lists "ACAnalysis".

Below the table is a configuration panel for selecting roles and tasks. It includes a "Field Selection" section with a "Role" dropdown set to "Advanced". There are two lists: "Available" (containing 32 roles like BRRReportingAdministrator, BRRevenueAnalyst, etc.) and "Selected" (containing 4 roles: ACAssetClerk, ACDataEntry, ApplicantRole, APSuper). A "Select Role" section has "Add >", "< Remove", "Add All >>", and "<< Remove All" buttons. A "Contains" dropdown is also present. Below these are "Task" and "Form" dropdowns, both set to "All", and a "Run a historical comparison" checkbox. A "Run Report" button is at the bottom.

Report Options

- Object Filters
- Column Sort
- Column Grouping
- Drill around
- Save any query
- Print to PDF or printer
- Export to MS Excel
- Email scheduled reports

Security data is pulled nightly or on demand from your LDAP server and stored in SQL tables for easy access.



Security Reports – Historical Changes

Compliance Dashboard for Infor-Lawson

	Role (C)	Task (C)	Task Description (C)	Form (C)	Form Description (C)	Available FC (C)	Rule (C)	Available FC (H)	Rule (H)
CHG	FinSup	AMSetup	Asset Management S...	AM00.1	Book	A,C,D,I,N,P	'A,C,I,N,P'	A,C,D,I,N,P	'ALL_ACCESS'
CHG	ARSuper	AMSetup	Asset Management S...	AM00.1	Book	A,C,D,I,N,P	'A,C,I,N,P'	A,C,D,I,N,P	'ALL_ACCESS'
ADD	FinSup	AMSetup	Asset Management S...	AM96.1	Asset Interface Adjustment	A,C,D,I,N,P	'ALL_ACCESS'		
ADD	FinSup	ACSetup	Activity Management...	AC00.2	Calendar	A,C,D,I,N,P	'ALL_ACCESS'		
ADD	FinSup	ACSetup	Activity Management...	AC135	Attribute Effective Date Up...	A,C,D,I,N,P,R,S,V	'ALL_ACCESS'		
ADD	FinSup	ACSetup	Activity Management...	AC10.2	Location Assignment	A,C,D,I,N,P	'ALL_ACCESS'		
ADD	FinSup	ACSetup	Activity Management...	AC10.4	Location	A,C,D,I,N,P	'ALL_ACCESS'		
ADD	FinSup	ACSetup	Activity Management...	AC00.1	Activity Group	A,C,D,I,N,P	'I,N,P'		
ADD	FinSup	ACSetup	Activity Management...	AC210	Activity Listing	A,C,D,I,N,P,R,S,V	'ALL_ACCESS'		
ADD	FinSup	ACSetup	Activity Management...	AC200	Activity Group Listing	A,C,D,I,N,P,R,S,V	'ALL_ACCESS'		
ADD	FinSup	ACSetup	Activity Management...	AC229	Activity Relationship Listing	A,C,D,I,N,P,R,S,V	'ALL_ACCESS'		
ADD	FinSup	ACSetup	Activity Management...	AC228	Activity Group Relationship...	A,C,D,I,N,P,R,S,V	'ALL_ACCESS'		
ADD	FinSup	ACSetup	Activity Management...	AC105	Assignment Copy	A,C,D,I,N,P,R,S,V	'ALL_ACCESS'		
ADD	FinSup	ACSetup	Activity Management...	AC202	Status Listing	A,C,D,I,N,P,R,S,V	'ALL_ACCESS'		
ADD	FinSup	ACSetup	Activity Management...	AC500	Activity Interface	A,C,D,I,N,P,R,S,V	'ALL_ACCESS'		
ADD	FinSup	ACSetup	Activity Management...	AC204	GL Code Listing	A,C,D,I,N,P,R,S,V	'ALL_ACCESS'		
ADD	FinSup	ACSetup	Activity Management...	AC213	Activity Attribute Listing	A,C,D,I,N,P,R,S,V	'ALL_ACCESS'		
ADD	FinSup	ACSetup	Activity Management...	AC208	Structure Listing	A,C,D,I,N,P,R,S,V	'ALL_ACCESS'		
ADD	FinSup	ACSetup	Activity Management...	AC510	Attribute Interface	A,C,D,I,N,P,R,S,V	'ALL_ACCESS'		
ADD	FinSup	ACSetup	Activity Management...	AC90.2	Actual, Commitment, Budget	+,-,B,F,I	'I,T'		
ADD	FinSup	ACSetup	Activity Management...	AC90.1	Activity Analysis	I	'ALL_ACCESS'		
ADD	FinSup	ACSetup	Activity Management...	AC207	Account Assignment Listing	A,C,D,I,N,P,R,S,V	'ALL_ACCESS'		
ADD	FinSup	ACSetup	Activity Management...	AC206	Account Category Override...	A,C,D,I,N,P,R,S,V	'ALL_ACCESS'		


Report Options

- Object Filters
- Column Sort
- Column Grouping
- Drill around
- Print to PDF or Printer
- Export to MS Excel
- Compare to Historical

Purpose

- Security Review

Our historical reports will compare your current security settings to a historical point in time referencing what has been changed. You can also generate security reports from the historical tables.



Security Reports – Landmark

Compliance Dashboard for Infor-Lawson



Actors

Displays all Actor-Object security assignments.



Roles

Displays all Role-Object security assignments



Security Classes

Displays all Security Class (Task)-Object security assignments.




Objects

Displays all assignments for Business Classes, Data Areas, Fields, Modules, and WebApps.



Historical

Automatically creates historical copies of Landmark Security for reporting and comparison purposes



Save, Export, Email

Save, Print, Export or Email your custom reports at anytime.



Security Reports - Landmark

Compliance Dashboard for Infor-Lawson

Actors

- Actor - All Objects
- Actor - Role
- Actor - Role - Security Class
- Actor - Role - Security Class - BusinessClass
- Actor - Role - Security Class - Executable
- Actor - Role - Security Class - Module
- Actor Attribute Settings
- Actors without Roles

Roles

- Role - Security Class
- Role - Security Class - All Objects
- Role - Security Class - BusinessClass
- Role - Security Class - Executable
- Role - Security Class - Module
- Roles Without Actors

Security Classes


- Security Class - All Objects
- Security Class - BusinessClass
- Security Class - Executable
- Security Class - Module
- Security Classes without Roles

Report Features

- 9 Actor queries
- 6 Role queries
- 5 Security Class queries
- Orphaned Objects
- View all profiles
- Multiple Environments
- Historical Comparisons

Purpose

- Security Administration
- Security Oversight



Security Reports - Landmark

Compliance Dashboard for Infor-Lawson

Actor	Role	Full Name	Role	Security Class	Security Class Description
▼ Actor: alawson (5)					
▶ Role: Candidate_ST (16)					
▼ Role: SecurityAdministrator_ST (13)					
alawson		Lawson, Alice	SecurityAdministrator...	ProductLineAuditLogAccess_ST	
alawson		Lawson, Alice	SecurityAdministrator...	ConfigAdminAccess_ST	
alawson		Lawson, Alice	SecurityAdministrator...	BasicProductLineAccess_ST	
alawson		Lawson, Alice	SecurityAdministrator...	DataAreaAdminAccess_ST	
alawson		Lawson, Alice	SecurityAdministrator...	SecurityConfigAccess_ST	
alawson		Lawson, Alice	SecurityAdministrator...	DataAreaAuthorAdminAccess_ST	
alawson		Lawson, Alice	SecurityAdministrator...	ScheduledActionsAccess_ST	
alawson		Lawson, Alice	SecurityAdministrator...	UserAttributeForDataAreaAccess_ST	
alawson		Lawson, Alice	SecurityAdministrator...	ProductLineBasicAccess_ST	
alawson		Lawson, Alice	SecurityAdministrator...	ActorInquiryAccess_ST	
alawson		Lawson, Alice	SecurityAdministrator...	DataMenuAccess_ST	
alawson		Lawson, Alice	SecurityAdministrator...	AgentMgmtAccess_ST	
alawson		Lawson, Alice	SecurityAdministrator...	LTMAuditLogAccess_ST	Grants access to all audit views (i.e. View...
▼ Role: Admin_ST (29)					
alawson		Lawson, Alice	Admin_ST	MobileAdministrationWebAppAccess_ST	This security class grants access to mobil...

Copyright (c) 2015

Report Options

- Object Filters
- Column Sort
- Column Grouping
- Drill around
- Save any query
- Print to PDF or printer
- Export to MS Excel
- Email scheduled reports

Security data is pulled nightly or on demand from your Landmark server and stored in SQL tables for easy access.

Security Auditing –S3

Compliance Dashboard for Infor-Lawson

The screenshot shows the Kinsey Security Auditing web application interface. The main content area displays a table of audit results with the following columns: Action, Date/Time, User, Affects, Profile, Role, Security Class, Type, Object, Previous Rule, and Current Rule. The table contains 18 rows of data, all with an 'A - Add' action and a date of '3/30/2015 10:27 AM'. The user for all entries is 'lawson'. The 'Affects' column is empty, and the 'Profile' and 'Role' columns contain 'APS'. The 'Security Class' is 'ACAnalysis IO' for all entries. The 'Type' and 'Object' columns vary, including TKN, RPT, and PDL. The 'Previous Rule' and 'Current Rule' columns also vary, with some containing values like 'I,N,P,+,-'. The interface includes a search bar at the top, a navigation menu on the left, and a toolbar at the top right.

Action	Date/Time	User	Affects	Profile	Role	Security Class	Type	Object	Previous Rule	Current Rule
A - Add	3/30/2015 10:27 AM	lawson	-	APS	-	ACAnalysis IO	TKN	AC32.1	-	'I,N,P,+,-'
A - Add	3/30/2015 10:27 AM	lawson	-	APS	-	ACAnalysis IO	TKN	AC32.2	-	'I,N,P,+,-'
A - Add	3/30/2015 10:27 AM	lawson	-	APS	-	ACAnalysis IO	TKN	AC32.3	-	'I,N,P,+,-'
A - Add	3/30/2015 10:27 AM	lawson	-	APS	-	ACAnalysis IO	RPT	AC210	-	-
A - Add	3/30/2015 10:27 AM	lawson	-	APS	-	ACAnalysis IO	TKN	AC34.1	-	'I,N,P,+,-'
A - Add	3/30/2015 10:27 AM	lawson	-	APS	-	ACAnalysis IO	RPT	AC213	-	-
A - Add	3/30/2015 10:27 AM	lawson	-	APS	-	ACAnalysis IO	PDL	PDL\$_\$LIVE	-	-
A - Add	3/30/2015 10:27 AM	lawson	-	APS	-	ACAnalysis IO	RPT	AC410	-	-
A - Add	3/30/2015 10:27 AM	lawson	-	APS	-	ACAnalysis IO	RPT	AC217	-	-
A - Add	3/30/2015 10:27 AM	lawson	-	APS	-	ACAnalysis IO	RPT	AC218	-	-
A - Add	3/30/2015 10:27 AM	lawson	-	APS	-	ACAnalysis IO	RPT	AC412	-	-
A - Add	3/30/2015 10:27 AM	lawson	-	APS	-	ACAnalysis IO	TKN	AC36.1	-	'I,N,P,+,-'
A - Add	3/30/2015 10:27 AM	lawson	-	APS	-	ACAnalysis IO	TKN	AC36.2	-	'I,N,P,+,-'
A - Add	3/30/2015 10:27 AM	lawson	-	APS	-	ACAnalysis IO	RPT	AC220	-	-
A - Add	3/30/2015 10:27 AM	lawson	-	APS	-	ACAnalysis IO	TBL	GLMASTER	-	'I'
A - Add	3/30/2015 10:27 AM	lawson	-	APS	-	ACAnalysis IO	RPT	AC223	-	-
A - Add	3/30/2015 10:27 AM	lawson	-	APS	-	ACAnalysis IO	RPT	AC225	-	-



Object Changes

Audit any change to any object in the security model and view the before and after values.



Custom Queries

Create and save custom queries using the advance search and filtering options.



Historical Audits

Generate reports based on object names, user names or date ranges to find just the data you need.



Notifications

Print, export or email scheduled notifications for any saved report.



Objective 2 – Identify and Resolve SoD Conflicts

Compliance Dashboard for Infor-Lawson

SoD Policy Library

SoD Reports

SoD Remediation

Objectives

1. Expedite the Audit Review Process
2. Identify and Resolve Segregation of Duties Conflicts
3. Minimize User Provisioning Errors
4. Monitor Sensitive Activity
5. Maintain a Compliant Security Model

Segregation of Duties

Compliance Dashboard for Infor-Lawson

✓ 240 Delivered Policies

With our delivered policies covering Asset Management, Cash Management, Closing Procedures, Inventory Control, Order Processing, Payables Management, Receivables Management, and Payroll you will receive immediate benefits from the SoD reports. You can also define your own policies using the SoD admin screen,

✓ Over 2,200 Predefined Rules

Our Lawson application consultants have defined over 2,200 rules that are used to validate that your security conforms to the 240 SoD delivered policies. You have full flexibility over adding or changing any of the rules.

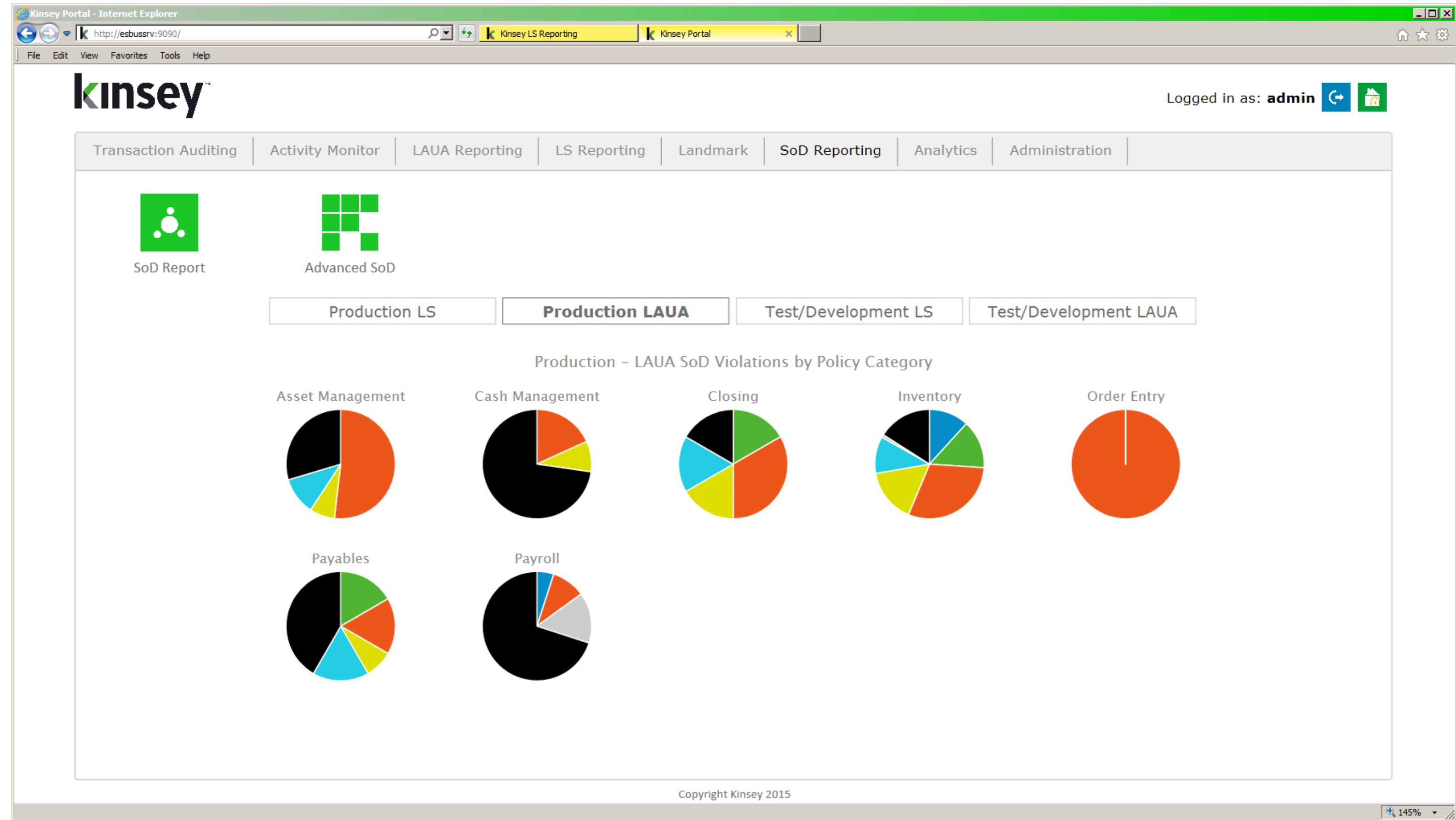
✓ Automatic Email Notifications

Once you have defined a report simply add it to our schedule so you can be notified when a security change causes an SoD violation.

The Segregation of Duties application is designed to ensure that you have the proper checks and balances built in your security model to prevent fraudulent activity. With the added flexibility of our ad-hoc reporting you can create, save, and email critical reports as needed.

SoD Analytics

Chart by Category
Based on Policies Star Ratings
Reflects User Conflicts



Segregation of Duties

Compliance Dashboard for Infor-Lawson

SoD Policy Library

- 8 Predefined Categories
- Library includes 240 Policies
- 2,200+ Rules
- Policy Ratings
- Create New Categories
- Create New Policies
- Create New Rules
- Modify any Existing Policies

Define rules by Form, Role, Security Class or Field

The screenshot shows the Kinsey Portal interface for SoD Policy Library. The user is logged in as 'admin'. The main navigation bar includes Transaction Auditing, Activity Monitor, LAUA Reporting, LS Reporting, Landmark, SoD Reporting, Analytics, and Administration. The current view is 'ASSET MANAGEMENT'. The interface displays a list of policies with columns for ID, Enabled, Importance, and Title/Comment. Policy 1 is titled 'Initiate Disposal of Fixed Assets conflicts with Reconcile Fixed Assets Subsidiary Ledger to General Ledger...' and has a 5-star rating. Policy 2 is titled 'Investigate Discrepancies or Issues - Fixed Assets conflicts with Initiate Disposal of Fixed Assets...' and has a 4-star rating. Policy 3 is titled 'Initiate Disposal of Fixed Assets conflicts with Edit Fixed Asset Master File...' and has a 4-star rating. Policy 4 is titled 'Investigate Discrepancies or Issues - Fixed Assets conflicts with Reconcile Fixed Assets Subsidiary Ledger to General Ledger...' and has a 4-star rating. Policy 5 is titled 'Reconcile Fixed Assets Subsidiary Ledger to General Ledger conflicts with Edit Fixed Asset Master File...' and has a 4-star rating. The interface also includes a sidebar with navigation options like Overview, Lawson IOS Controls, Configuration, Scheduled Tasks, Transaction Audit Rules, Reporting Groups, SOD Policies, Scheduled Reports, User Administration, Problematic Forms, Metadata Editor, Manage Restrictions, and View Error Log. There are also buttons for 'Add New Policy' and 'ADD NEW GROUP'.

Segregation of Duties

Compliance Dashboard for Infor-Lawson

SoD Violation Reports

- User / Policy Conflicts
- Policy / User Conflicts
- Composite Roles / Policy Conflicts
- Role / Policy Conflicts
- Differences Report
- Activity Conflicts
- Microsoft Excel Export
- Unlimited Saved Reports
- Scheduled Email Notifications

Drill Directly to Security Reports

Segregation of Duties Report (AM)
Production - LS3SERVER - Profile: APS
User - Policy

Security Violations for User: Helen Roberts (hroberts)

ASSET MANAGEMENT

Policy: 001 ★★★★★
Description: Initiate Disposal of Fixed Assets conflicts with Reconcile Fixed Assets Subsidiary Ledger to General Ledger. One person should not have responsibility over both the access to assets and the responsibility for maintaining the accountability for such assets. (10-11)

Group 1: AM145 or AM40.1 or AM41.1 or dave41.1 or GL120							Group 2: AM270 or GL45.1						
Type	Object	Task	Description	Rule	Avail FC	Prediction	Type	Object	Task	Description	Rule	Avail FC	Prediction
TKN	AM145	ACCapitalization	Mass Disposals	GRANTED	A,C,D,I,J,M,N,P,R,S,V	ALL_ACCESS,	TKN	GL45.1	Controller	Journal Control	GRANTED	+,-,B,C,F,I	ALL_ACCESS,
TKN	AM40.1	AMProcessing	Disposals	GRANTED	A,D,I,N,P,Q,R	A,I,			FSS		GRANTED	+,-,B,C,F,I	ALL_ACCESS,
TKN	AM41.1	AMProcessing	Reinstate Disposed Assets	GRANTED	A,D,I,N,P,R	ALL_ACCESS,			GLProcessing		GRANTED	+,-,B,C,F,I	ALL_ACCESS,


Policy: 003 ★★★★★
Description: Initiate Disposal of Fixed Assets conflicts with Edit Fixed Asset Master File. If one individual has responsibility for more than one of these functions, that individual could misappropriate assets and conceal the misappropriation. (10-14)

Group 1: AM145 or AM40.1							Group 2: AM20.1 or AM20.2 or AM20.3 or AM20.4						
Type	Object	Task	Description	Rule	Avail FC	Prediction	Type	Object	Task	Description	Rule	Avail FC	Prediction
TKN	AM145	ACCapitalization	Mass Disposals	GRANTED	A,C,D,I,J,M,N,P,R,S,V	ALL_ACCESS,	TKN	AM20.1	ACCapitalization	Quick Addition	GRANTED	A,F	ALL_ACCESS,
TKN	AM40.1	AMProcessing	Disposals	GRANTED	A,D,I,N,P,Q,R	A,I,			AMAnalysis		GRANTED	A,F	ALL_ACCESS,
									AMProcessing		GRANTED	A,F	ALL_ACCESS,
TKN	AM20.2	ACCapitalization	Additions and Adjustments	GRANTED	A,C,D,I,N,P,R,S	ALL_ACCESS,	TKN	AM20.2	ACCapitalization	Additions and Adjustments	GRANTED	A,C,D,I,N,P,R,S	ALL_ACCESS,
									AMAnalysis		GRANTED	A,C,D,I,N,P,R,S	ALL_ACCESS,
									AMProcessing		GRANTED	A,C,D,I,N,P,R,S	ALL_ACCESS,
TKN	AM20.3	ACCapitalization	Items	GRANTED	+,-,A,C,F,I,N,P,R	ALL_ACCESS,	TKN	AM20.3	ACCapitalization	Items	GRANTED	+,-,A,C,F,I,N,P,R	ALL_ACCESS,
									AMAnalysis		GRANTED	+,-,A,C,F,I,N,P,R	ALL_ACCESS,
									AMProcessing		GRANTED	+,-,A,C,F,I,N,P,R	ALL_ACCESS,
TKN	AM20.4	ACCapitalization	Books	GRANTED	+,-,A,C,I,N,P,R	ALL_ACCESS,	TKN	AM20.4	ACCapitalization	Books	GRANTED	+,-,A,C,I,N,P,R	ALL_ACCESS,
									AMAnalysis		GRANTED	+,-,A,C,I,N,P,R	ALL_ACCESS,
									AMProcessing		GRANTED	+,-,A,C,I,N,P,R	ALL_ACCESS,

Policy: 006 ★★★★★
Description: Initiate Purchase of Fixed Assets conflicts with Initiate Disposal of Fixed Assets. One person should not have responsibility over both the access to assets and the responsibility for maintaining the accountability for such assets (07-10)

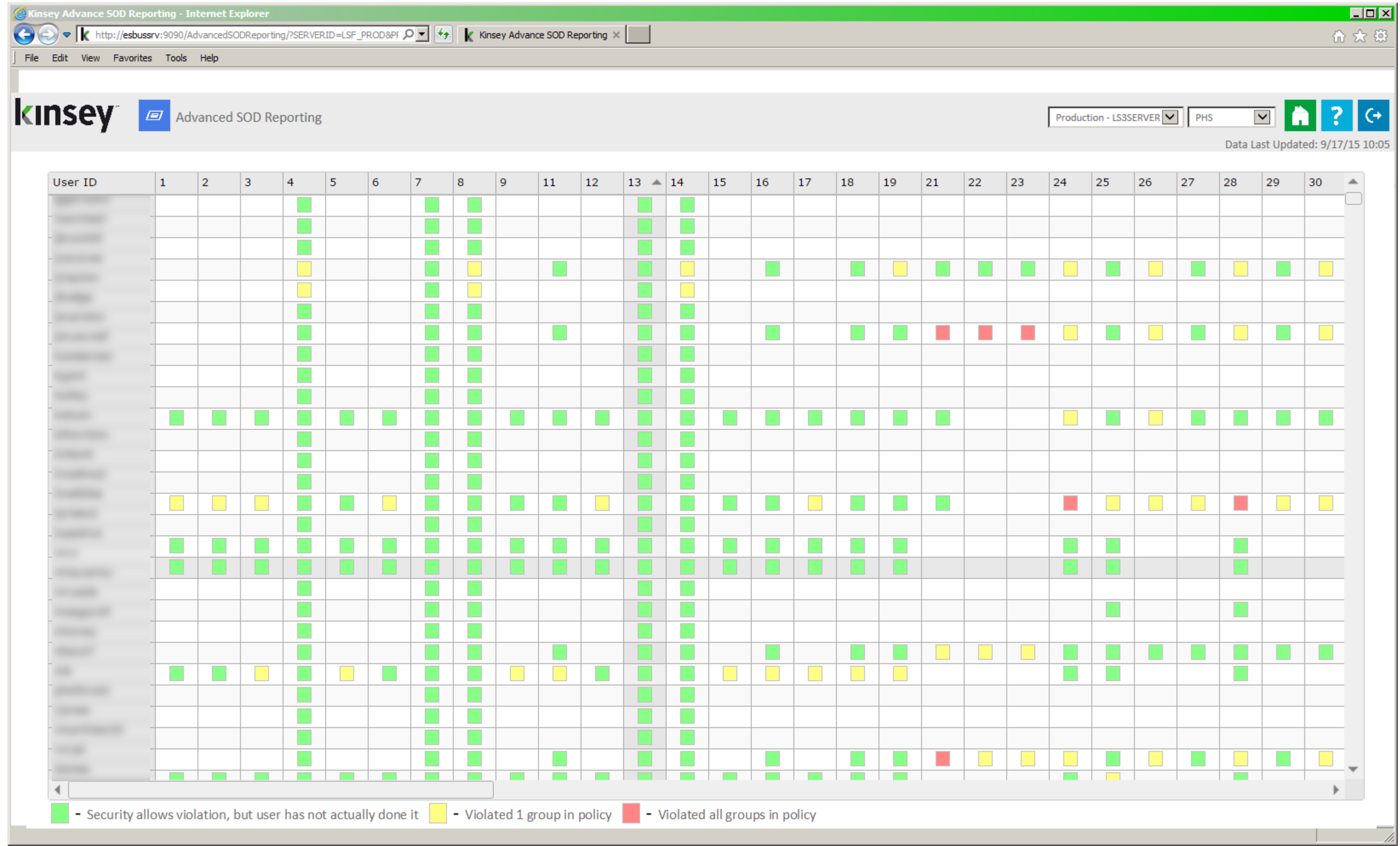
Group 1:

Group 2:



Segregation of Duties – User Conflict Matrix

Compliance Dashboard for Infor-Lawson




Features

- User Violation
- User Violation 1 Group
- User Violation >1 Group

Purpose

- SoD Oversight
- SoD Remediation

The Segregation of Duties User Conflict Matrix is a great tool when strategizing how to remediate conflicts. The colors reflect the level of risk for each user policy combination.



Segregation of Duties – User Conflict Matrix

Compliance Dashboard for Infor-Lawson

Kinsey Advance SOD Reporting - Internet Explorer

http://esbussrv:9090/AdvancedSODReporting/?SERVERID=LSF_PROD&PROFILE=PHS

File Edit View Favorites Tools Help

MSN Suggested Sites Web Slice Gallery

kinsey™ Advanced SOD Reporting

Production - LS3SERVER PHS Data Last Updated: 9/17/15 10:05

AM20.4

Role	Task	Form	Description	Rule	Hit
AC Maintenance	ACMaintenance	AC160	Asset Management Interface	'ALL_ACCESS'	0
AM Maintenance	AMInquiry	AM20.1	Quick Addition	'ALL_ACCESS'	0
		AM115	Mass Additions	'ALL_ACCESS'	0
		AM20.1	Quick Addition	'ALL_ACCESS'	0
		AM20.2	Additions and Adjustments	'ALL_ACCESS'	0
		AM20.3	Items	'ALL_ACCESS'	0
		AM20.4	Books	'ALL_ACCESS'	1
		AM15.1	Single Invoice Interface	'ALL_ACCESS'	0
AMSetUp	AMSetUp	AM96.1	Asset Interface Adjustment	'ALL_ACCESS'	0
		AM97.1	Item Interface Adjustment	'ALL_ACCESS'	0
		AM98.1	Asset Book Interface Adjustment	'ALL_ACCESS'	0
GM Admin Support	GMSetUp	AC160	Asset Management Interface	'ALL_ACCESS'	0
Investigate Discrepancies or Issues - Fixed Assets					
OFinance Other Systems Inquiry	AMOtherSysInquiry	AM250	Inventory Worksheet	'ALL_ACCESS'	2
		AM252	Inventory Comparison	'ALL_ACCESS'	0
		AM250	Inventory Worksheet	'ALL_ACCESS'	2
		AM252	Inventory Comparison	'ALL_ACCESS'	0
		AM250	Inventory Worksheet	'ALL_ACCESS'	2
AM Maintenance	AMReporting	AM250	Inventory Worksheet	'ALL_ACCESS'	2
		AM252	Inventory Comparison	'ALL_ACCESS'	0

User ID	Role	Task	Original Rule	New Rule	Hits
	AM Manager	AMProcess (ALL_ACCESS)	ALL_ACCESS	ALL_ACCESS	1
	AM Maintenance	AMProcess (ALL_ACCESS)	ALL_ACCESS	ALL_ACCESS	0
	AM Manager	AMProcess (ALL_ACCESS)	ALL_ACCESS	ALL_ACCESS	0
	AM Maintenance	AMProcess (ALL_ACCESS)	ALL_ACCESS	ALL_ACCESS	0
	AM Manager	AMProcess (ALL_ACCESS)	ALL_ACCESS	ALL_ACCESS	1
	AM Manager	AMProcess (ALL_ACCESS)	ALL_ACCESS	ALL_ACCESS	0
	AM Maintenance	AMProcess (ALL_ACCESS)	ALL_ACCESS	ALL_ACCESS	1
	AM Manager	AMProcess (ALL_ACCESS)	ALL_ACCESS	ALL_ACCESS	0
	AM Manager	AMProcess (ALL_ACCESS)	ALL_ACCESS	ALL_ACCESS	0
	AM Manager	AMProcess (ALL_ACCESS)	ALL_ACCESS	ALL_ACCESS	1
	AM Manager	AMProcess (ALL_ACCESS)	ALL_ACCESS	ALL_ACCESS	0
	AM Manager	AMProcess (ALL_ACCESS)	ALL_ACCESS	ALL_ACCESS	0
	AM Manager	AMProcess (ALL_ACCESS)	ALL_ACCESS	ALL_ACCESS	0
	AM Manager	AMProcess (ALL_ACCESS)	ALL_ACCESS	ALL_ACCESS	0
	AM Manager	AMProcess (ALL_ACCESS)	ALL_ACCESS	ALL_ACCESS	0
	AM Manager	AMProcess (ALL_ACCESS)	ALL_ACCESS	ALL_ACCESS	0
	AM Manager	AMProcess (ALL_ACCESS)	ALL_ACCESS	ALL_ACCESS	0
	AM Manager	AMProcess (ALL_ACCESS)	ALL_ACCESS	ALL_ACCESS	0
	AM Manager	AMProcess (ALL_ACCESS)	ALL_ACCESS	ALL_ACCESS	0
	AM Manager	AMProcess (ALL_ACCESS)	ALL_ACCESS	ALL_ACCESS	0
	AM Manager	AMProcess (ALL_ACCESS)	ALL_ACCESS	ALL_ACCESS	0
	AM Manager	AMProcess (ALL_ACCESS)	ALL_ACCESS	ALL_ACCESS	0
	AM Manager	AMProcess (ALL_ACCESS)	ALL_ACCESS	ALL_ACCESS	1
	AM Manager	AMProcess (ALL_ACCESS)	ALL_ACCESS	ALL_ACCESS	0
	AM Manager	AMProcess (ALL_ACCESS)	ALL_ACCESS	ALL_ACCESS	0
	AM Manager	AMProcess (ALL_ACCESS)	ALL_ACCESS	ALL_ACCESS	0

Changes

Features

- Displays Conflict Details
- Allows ‘What-if’ Modeling
- Shows all Affected Users
- Keeps ‘What-if’ Log
- Drill to User Activity
- Drill to Security Reports

Model Options

- Change Rule to All Inquiry
- Remove Task from Role
- Remove Role from User



Objective 3 – Minimize User Provisioning Errors

Compliance Dashboard for Infor-Lawson

30

SoD Composite Role Validation

Security Profile & Environment Comparisons

Objectives

1. Expedite the Audit Review Process
2. Identify and Resolve Segregation of Duties Conflicts
3. Minimize User Provisioning Errors
4. Monitor Sensitive Activity
5. Maintain a Compliant Security Model



SoD Composite Role Validation

Compliance Dashboard for Infor-Lawson

SoD Composite Role

- Uses Standard SoD Reporting Options
- Validates Against Selectable SoD Policies
- Returns Composite Roles / Policy Conflict Report

Select Roles

- Select All Roles
- ACAccountant
- ACAssetCle1rk
- ACAssetClerk
- ACAssetManager
- ACBRJobScheduler
- ACDataEntry
- ACExpert
- APInquiry
- APSuper
- ARSuper
- AllAccessRole
- ApplicantRole
- AshantiTestRole
- BRBiller
- BRContractAdministrator
- BRExpert
- BRReportingAdministrator
- BRRevenueAnalyst
- CustomerRole




Profile & Environment Comparison

Compliance Dashboard for Infor-Lawson

Profile Comparisons

The purpose of providing profile comparisons is to assist you with determining why a two profiles are behaving differently.

- Compare User Role assignments between profiles
- Compare User Role assignments between servers
- Compare User Role assignments between servers & profiles
- Comparison logic extends to all LS reports



Objective 4 – Monitor Sensitive Activity


Compliance Dashboard for Infor-Lawson

Activity Monitor

Transaction Auditing


Objectives

1. Expedite the Audit Review Process
2. Identify and Resolve Segregation of Duties Conflicts
3. Minimize User Provisioning Errors
4. Monitor Sensitive Activity
5. Maintain a Compliant Security Model



Activity Monitor

Compliance Dashboard for Infor-Lawson



Complete Transparency

Activity Monitor is designed to provide insight and control over your Lawson applications. Extensive metadata analytics allow you to closely monitor how your applications are being used and where you may be exposed to a security risk. You can use this information to validate your Lawson security settings, monitor user activity, measure peak usage times or monitor software usage patterns. With the added capability of providing the transaction record keys, Activity Monitor is an invaluable auditing tool when questions arise surrounding changes made to your Lawson system.

Activity Monitor – Reporting

Compliance Dashboard for Infor-Lawson

The screenshot shows the Kinsey LS Reporting application interface. At the top, there's a navigation bar with the Kinsey logo and 'User - Form Detail'. Below that, it indicates 'Server: LSF_PROD | Profile: APS'. There are several utility buttons: 'Expand Groups', 'Collapse Groups', 'Clear Filters', and 'Show/Hide Columns'. A toolbar on the right contains icons for back, print, Excel, PDF, home, help, and refresh. The main area displays a table with 44 records. The table has columns for Transaction, IP Address, User, Form, Form Description, Function Code, Date/Time, Key 1, Key 2, Key 3, and Audit. The data shows various transactions performed by the user 'lawson' on different forms like AP10.1, AP20.1, AP155, AP156, and AP150.


Transactio	IP Address	User	Form	Form Description	Func	Date/Time	Key 1	Key 2	Key 3	Audit
PORTAL	192.168.100.1...	lawson	AP10.1	Vendor	C	6/6/2015 1:56 PM	1	103		
PORTAL	192.168.100.1...	lawson	AP10.1	Vendor	N	6/6/2015 1:56 PM	1	102		
PORTAL	192.168.100.1...	lawson	AP10.1	Vendor	N	6/6/2015 1:56 PM	1	103		
PORTAL	192.168.100.1...	lawson	AP10.1	Vendor	N	6/6/2015 1:56 PM	1	101		
PORTAL	192.168.100.1...	lawson	AP10.1	Vendor	N	6/6/2015 1:56 PM	1	100		
PORTAL	192.168.100.1...	lawson	AP10.1	Vendor	N	6/6/2015 1:56 PM	1	1		
PORTAL	192.168.100.1...	lawson	AP20.1	Basic Invoice	C	10/10/2015 2:03 PM	118	KIN...	1	
PORTAL	192.168.100.1...	lawson	AP20.1	Basic Invoice	C	10/10/2015 2:03 PM	118	KIN...	1	
PORTAL	192.168.100.1...	lawson	AP20.1	Basic Invoice	I	10/10/2015 2:03 PM	118	KIN...	1	
PORTAL	192.168.100.1...	lawson	AP20.1	Basic Invoice	I	10/10/2015 2:03 PM	118	KIN...	1	
PORTAL	192.168.100.1...	lawson	AP20.1	Basic Invoice	N	10/10/2015 2:02 PM	118	KIN...	1	
PORTAL	192.168.100.1...	lawson	AP155	Payment Forms Creation	A	10/10/2015 10:00 AM	MJ...	LS3...		
PORTAL	192.168.100.1...	lawson	AP156	Bill of Exchange Creation	I	10/10/2015 9:54 AM		LS3...		
PORTAL	192.168.100.1...	lawson	AP156	Bill of Exchange Creation	J	10/10/2015 9:54 AM		LS3...		
PORTAL	192.168.100.1...	lawson	AP156	Bill of Exchange Creation	I	10/10/2015 9:53 AM		LS3...		
PORTAL	192.168.100.1...	lawson	AP150	Cash Requirements	A	10/10/2015 9:40 AM	MJN	LS3...		

Analyze

- By User
- By Form
- By Function Code
- By Date
- By Record Key
- Drill to Security Reports
- Tied to SoD Policies

All Activity Monitor data can be displayed using our LS reporting application. This allows you to create unlimited custom reports and associate actual usage to a users security settings.

Monitor Sensitive Activity



Transaction Auditing

Compliance Dashboard for Infor-Lawson

Feature	Kinsey	Infor-Lawson
Predefined Audits	✓	✓
Ability to Audit all 6500+ Forms	✓	
Customizable Audit Rules	✓	
Ad-hoc Reporting	✓	
Historical Reporting	✓	
Saved Favorite Reports	✓	
Report Scheduling	✓	
Automatic email distribution	✓	
Drill to Security	✓	
Drill to User Activity Monitor	✓	
Audit Inquiries	✓	



Transaction Auditing - Reporting

Compliance Dashboard for Infor-Lawson

The screenshot displays the Kinsey Transaction Auditing application. The main window shows a list of transaction reports with the following columns: Date/Time, User, IP, Prod Line, Form, Audit Code, Function, Key 1, Key 2, Key 3, Key 4, Key 5, Server Id, and Tran Type. A detailed view of a transaction is shown below the main list, with columns for Form, Function, VLO-LOCATION-CODE, Vendor Group, Vendor, Field Name, Value, and New Value.

Form	Function	VLO-LOCATION-CODE	Vendor Group	Vendor	Field Name	Value	New Value
AP10.1	C - Change		1	100	VDR-EFFECTIVE-DATE	02/26/2014	06/25/2015
AP10.1	C - Change		1	100	VGP-DESC		Metropolis IDN Vendor Master
AP10.1	C - Change		1	100	VDR-ADDR2	Unit 100	Unit 1234

Analyze

- Every Add
- Every Change
- Every Delete
- Every Inquiry
- Any Form
- By Who
- On What Day
- Before/After Values

Report

- By User
- By Form
- By Function Code
- By Date
- By Key

All Transaction data can be displayed in our TA reporting application. Create unlimited custom reports and send automatic email notifications.

Monitor Sensitive Activity



Objective 5 – Maintaining a Compliant Security Model

Compliance Dashboard for Infor-Lawson

Object Modeling

Role and Security Class Modeling


Security Visualizer

Object Comparison

Notifications

Objectives

1. Expedite the Audit Review Process
2. Identify and Resolve Segregation of Duties Conflicts
3. Minimize User Provisioning Errors
4. Monitor Sensitive Activity
5. **Maintain a Compliant Security Model**




Security Modeling & Utilities

Compliance Dashboard for Infor-Lawson



Objects

Reveal how changing an objects assignment or rule on any given security class will effect the associated users.



Roles

See how adding or removing a role from a user will effect the users security privileges.



Sec Classes


Discover how adding or removing a security class from a role will effect the users associated with that role.



Utilities

Compare, map, copy and upload security assignments directly to LDAP.

Our set of modeling tools give you the flexibility you need to foresee the cause and effect of making a change to your security model prior to implementing any updates. Once you're comfortable with the results our utilities can help you expedite the process.



Security Modeling – Role Modeling

Compliance Dashboard for Infor-Lawson

Features

- Add a Role to a User
- Remove a Role from a User
- Add a SecClass to a Role
- Remove a SecClass from a Role
- Links to Security Analyzer

Model the affect of changing any User-Role or Role-Security Class assignment.




Security Modeling – Role Modeling

Compliance Dashboard for Infor-Lawson

	Code	Form ID	Title	Role	Security Class	Available Functions	fnelson
1	Summary of Lawson Access (LS9 Security) - Forms						Roles assigned to User
2	Roles added to users:fnelson = {GLAccountant}Roles deleted from u						GLAccountant PortalBookmarkAdminRole ACAccountant
3	Sys						Users
4	Sys						fnelson
+	582	AM	AMFL.6	Conversions		NO FC	ALL_ACCESS
+	584	AM	AMFL.7	Invoice Interface		NO FC	ALL_ACCESS
+	586	AM	AMFL.8	Activity Interface		NO FC	ALL_ACCESS
+	588	AM	AMFL.9	Miscellaneous Processing		NO FC	ALL_ACCESS
+	590	AM	AMLF.1	OLAP Dimension Retrieval Format		A,C,D,I,N,P	ALL_ACCESS
+	592	AP	AP00.1	Vendor Group		A,C,D,I,N,P	ALL_INQUIRES
+	594	AP	AP00.2	Vendor Group User Fields		A,C,I,N,P	ALL_INQUIRES
+	596	AP	AP00.3	Vendor Class		A,C,D,I,N,P	ALL_INQUIRES
+	598	AP	AP00.4	Company		A,C,D,I,N,P	ALL_INQUIRES
+	600	AP	AP00.5	Process Level		A,C,D,I,N,P	ALL_INQUIRES
+	602	AP	AP00.6	Company Approval		A,C,D,I,N,P	ALL_INQUIRES
+	604	AP	AP00.7	Distribution Reporting Set Up		+,-,A,C,D,I,N,P	ALL_INQUIRES
+	606	AP	AP01.1	Pay Group		A,C,D,I,N,P	ALL_INQUIRES
+	608	AP	AP01.2	Pay Group Options		A,C,I	ALL_INQUIRES
+	610	AP	AP01.3	Electronic Transfer Identification		+,-,A,C,I	ALL_INQUIRES
+	612	AP	AP01.4	Pay Group Company Relationship		+,-,I	ALL_INQUIRES
+	614	AP	AP01.5	Pay Group Security		C	ALL_INQUIRES
+	616	AP	AP02.1	Reportable Income Group		A,C,D,I,N,P	ALL_INQUIRES

Projected changes to User permissions are highlighted in blue.




Security Modeling – Object Modeling

Compliance Dashboard for Infor-Lawson

Features

- Select any Form or Table
- Map by Security Class (Task)
- Map by Role
- Map by User
- Add Object to a Sec Class
- Delete Object from Sec Class
- Change FC Rule
- Run SoD Report
- Link to Security Reporting

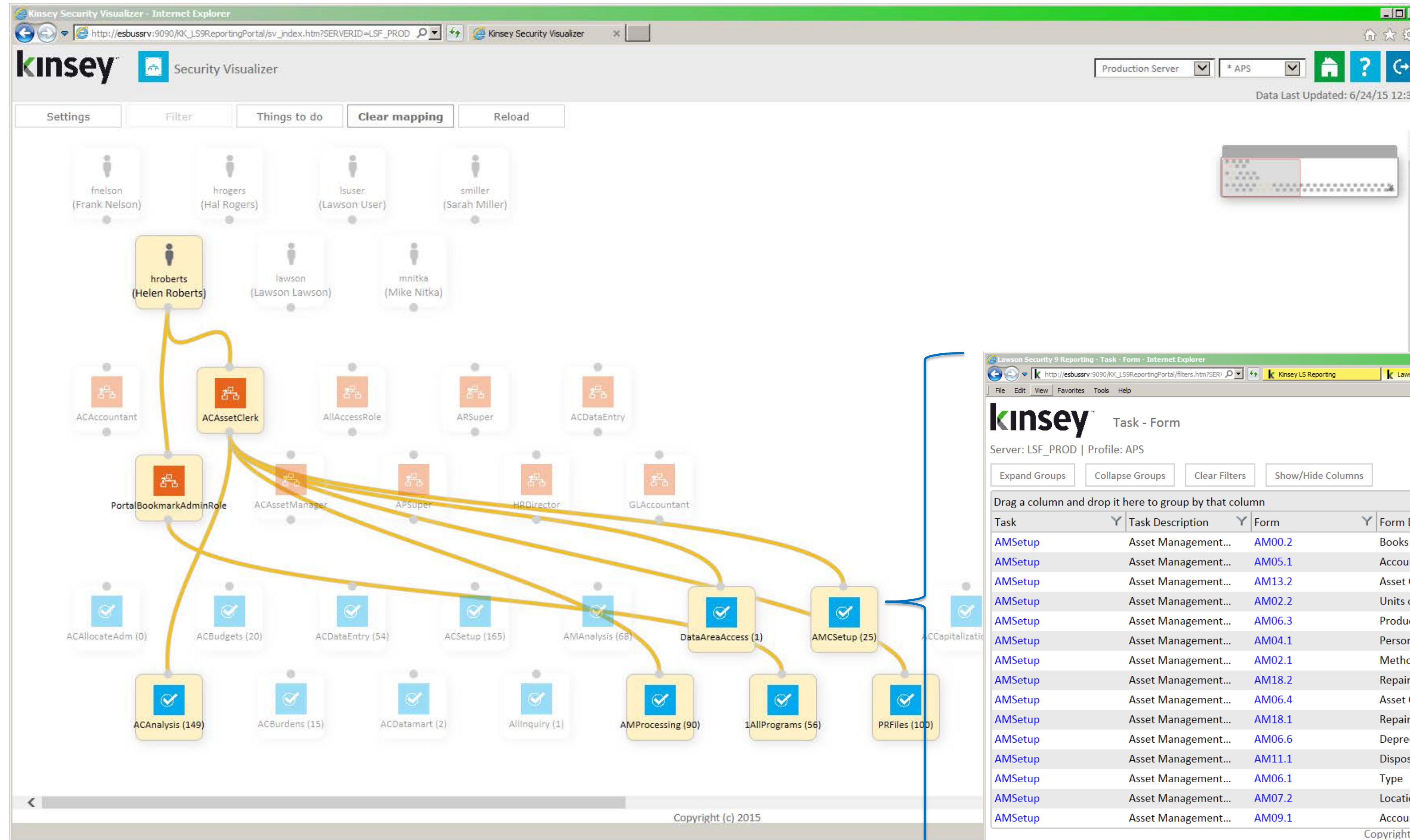


Security Modeling - Visualizer

Compliance Dashboard for Infor-Lawson

Features

- Map from any object
- Drill to Security Reports
- Drag and Drop Assignments
- Object Filtering



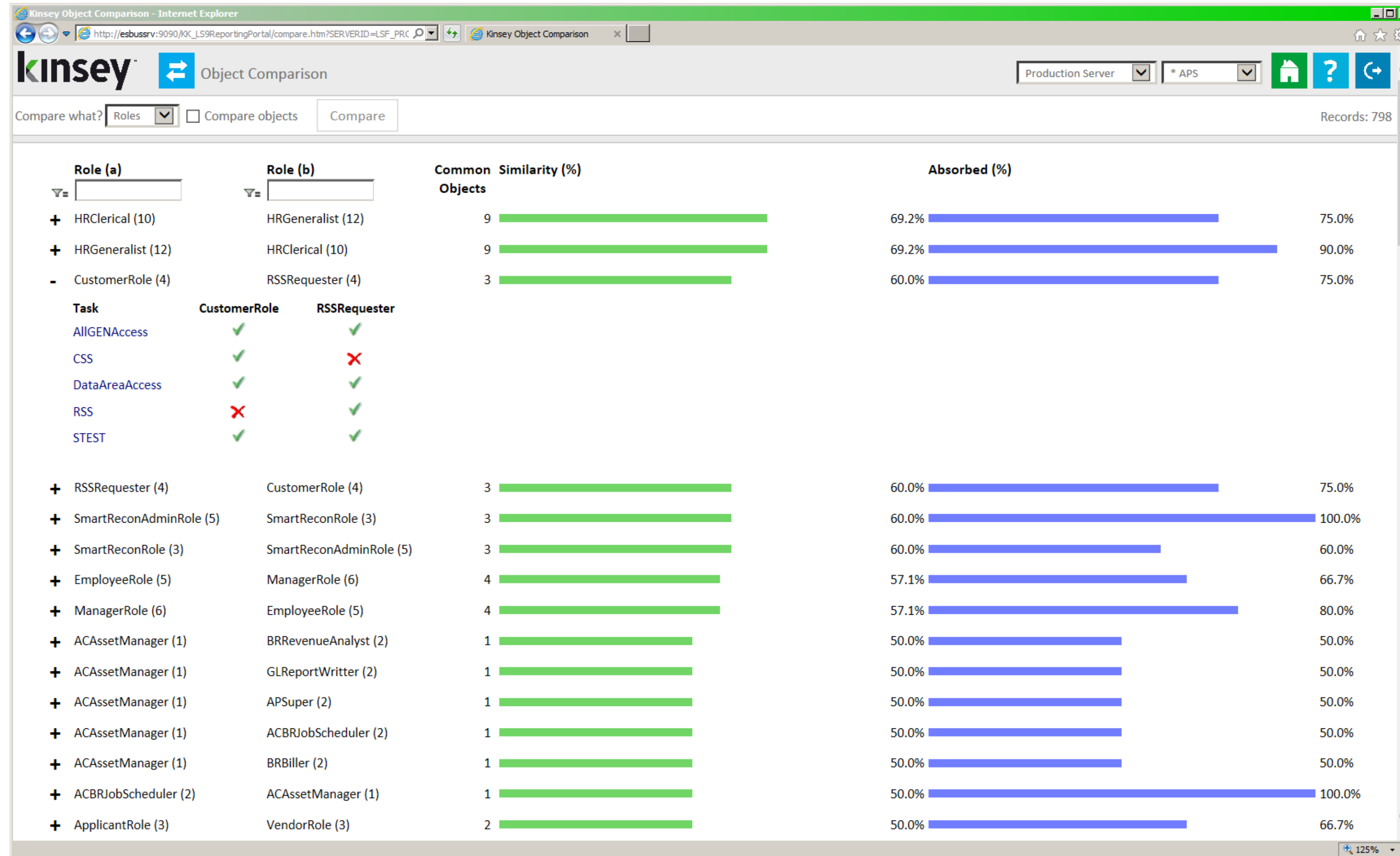
Task	Task Description	Form	Form Description	Available FC	Rule
AMSetup	Asset Management...	AM00.2	Books	+,-,A,C,I	'ALL_ACCESS'
AMSetup	Asset Management...	AM05.1	Account Group	A,C,D,I,N,P	'ALL_ACCESS'
AMSetup	Asset Management...	AM13.2	Asset Groups	+,-,A,C,D,I	'ALL_ACCESS'
AMSetup	Asset Management...	AM02.2	Units of Production...	A,B,C,F,I	'ALL_ACCESS'
AMSetup	Asset Management...	AM06.3	Product Category	+,-,A,C,I,N,P	'ALL_ACCESS'
AMSetup	Asset Management...	AM04.1	Personal Use	A,C,D,I,N,P	'ALL_ACCESS'
AMSetup	Asset Management...	AM02.1	Methods	A,C,D,I,N,P	'ALL_ACCESS'
AMSetup	Asset Management...	AM18.2	Repair Activity Inter...	+,-,A,C,I,N,P	'ALL_ACCESS'
AMSetup	Asset Management...	AM06.4	Asset Class Depreci...	+,-,A,C,I	'ALL_ACCESS'
AMSetup	Asset Management...	AM18.1	Repair Invoice Inter...	+,-,A,C,I,N,P	'C,I'
AMSetup	Asset Management...	AM06.6	Depreciation Alloca...	+,-,A,C,D,I,N,P,R,U	'ALL_ACCESS'
AMSetup	Asset Management...	AM11.1	Disposal Property	A,C,D,I,N,P	'ALL_ACCESS'
AMSetup	Asset Management...	AM06.1	Type	A,C,D,I,N,P	'ALL_ACCESS'
AMSetup	Asset Management...	AM07.2	Locations	+,-,A,C,I	'ALL_ACCESS'
AMSetup	Asset Management...	AM09.1	Accounting Unit Gr...	A,C,D,I,N,P	'ALL_ACCESS'

Use the Visualizer to quickly see how Users, Roles and Security Classes are connected.



Security Utilities – Object Comparison

Compliance Dashboard for Infor-Lawson



Analyze

- Role Redundancy
- Role Absorption
- Sec Class Redundancy
- Sec Class Absorption
- Filter by Object Name
- Drill to Security Reports

The Object Comparison utility provides a quick visual of potentially redundant Roles or Security Classes.

Notifications

Compliance Dashboard for Infor-Lawson

Notifications

- Security Change Reports
- SoD Conflict Reports
- Transaction Audit Reports
- Security Reports

The image displays a composite screenshot of the Kinsey Security Auditing and Segregation of Duties (SoD) dashboards. The top window shows the 'Kinsey Security Auditing' interface with a search bar and navigation icons. Below it, the 'Kinsey Segregation of Duties' dashboard is visible, featuring a sidebar with 'Favorites' and 'Reports' sections. The 'Reports' section lists various reports such as 'User-Policy (441.3 KB)', 'Policy-User (379.1 KB)', and 'Role Group-Policy (444.5 KB)'. The bottom window shows the 'Kinsey Transaction Auditing' interface, which includes a table of audit records. The table has columns for Role, Task, Task Description, Form, Form Description, Available FC, and Rule. The records are filtered to show 5,591 records.

Role	Task	Task Description	Form	Form Description	Available FC	Rule
ACAccountant	ACAnalysis	Activity Management Analyst	AC03.6	Equipment Assignment	+,-,A,C,I,N,P	'I'
ACAccountant	ACAnalysis	Activity Management Analyst	AC34.1	Compute Parameters	A,C,D,I,N,P	'I'
ACAccountant	ACAnalysis	Activity Management Analyst	AC20.6	Activity Group Budget Header	A,C,D,I,N,P	'I'
ACAccountant	ACAnalysis	Activity Management Analyst	AC23.1	Spread Codes	A,C,D,I,N,P	'I'
ACAccountant	ACAnalysis	Activity Management Analyst	AC41.4	Resource Time Entry (AC and GL)	+,-,A,C,D,I,N,P,R	'I'
ACAccountant	ACAnalysis	Activity Management Analyst	AC07.1	Account Assignment	+,-,A,C,I,N,P	iff(form.AGA_ACTIVITY_GR...
ACAccountant	ACAnalysis	Activity Management Analyst	AC20.9	Budget Header Selection	I	'I'
ACAccountant	ACAnalysis	Activity Management Analyst	AC36.1	Activity Total Range	A,C,D,I,N,P	'I'
ACAccountant	ACAnalysis	Activity Management Analyst	AC18.3	Assigned Vendor Resource Rates	+,-,A,C,D,I,N,P	'I'
ACAccountant	ACAnalysis	Activity Management Analyst	AC37.2	Allocation Group by Step	+,-,A,C,D,I,N,P,R,U	'I'
ACAccountant	ACAnalysis	Activity Management Analyst	AC10.4	Location	A,C,D,I,N,P	'ALL_ACCESS'
ACAccountant	ACAnalysis	Activity Management Analyst	AC20.8	Budget Lock	C,I,N,P	'I'
ACAccountant	ACAnalysis	Activity Management Analyst	AC37.1	Allocation Group	+,-,A,C,D,I,N,P,R,U	'I'
ACAccountant	ACAnalysis	Activity Management Analyst	AC08.1	Category Structure	+,-,A,C,I,N,P,X	'I'
ACAccountant	ACAnalysis	Activity Management Analyst	AC40.2	Additional Information	C,I	'I'
ACAccountant	ACAnalysis	Activity Management Analyst	AC03.5	Asset Assignment	+,-,A,C,I,N,P	'I'
ACAccountant	ACAnalysis	Activity Management Analyst	AC10.1	Activity	A,C,D,I,N,P	'NO_ACCESS'
ACAccountant	ACAnalysis	Activity Management Analyst	AC18.1	Assigned Person Resource Rates	+,-,A,C,D,I,N,P	'I'
ACAccountant	ACAnalysis	Activity Management Analyst	AC41.3	AC only Totals	I,N,P	'I'
ACAccountant	ACAnalysis	Activity Management Analyst	AC10.2	Location Assignment	A,C,D,I,N,P	'NO_ACCESS'
ACAccountant	ACAnalysis	Activity Management Analyst	AC40.1	Journal Entry (AC only)	+,-,A,C,D,I,N,P,R	'I'
ACAccountant	ACAnalysis	Activity Management Analyst	AC41.2	Additional Information	C,I	'I'
ACAccountant	ACAnalysis	Activity Management Analyst	AC32.3	Account Category Selection	I	'I'

Benefits

Compliance Dashboard for Infor-Lawson





Client Benefits

Compliance Dashboard for Infor-Lawson




Improved Capabilities

Our Security application provides in-depth reporting analysis of Lawson S3 and Landmark Security data.



Expanded Offerings

User monitoring, transaction auditing, segregation of duties reporting and security modeling provide critical insight to your Lawson system.



Time Saver

Custom Security definition and audit reports save you hours of validating user security.



Saves Money

Our clients have reduced labor intensive security reviews from a few weeks to a few days.



Audit Compliant

Our tools assist with developing and maintaining an audit compliant security model as well as investigating questionable transaction activity.



Cost Effective

Our tools are very affordable when compared to competing products.


Upgrades

Our staff of certified consultants and project managers can guide your clients through the complete upgrade process.



Security Consulting

Our team of security consultants have helped over 60 Lawson clients build and maintain Lawson Security.



ERP Consulting

Kinsey consultants have been implementing net new Lawson implementations for over 18 years. Our consultants are Lawson certified in every application suite.





LANDMARK SECURITY REPORTING

Risk Management Solutions for Lawson/Landmark

Simplify reporting, reduce risks and increase the visibility to your security model.

Security Reporting
Kinsey's Security Reports provide functionality that complements Infor Lawson's delivered reports. Our pre-built queries and unlimited filters provide critical insight into your Landmark security settings.

Historical Reporting
By taking periodic snapshots of your security model you will have access to point in time security reports.

Historical Comparison
Compare current Landmark settings to any of your historical snapshots to see how your model has changed.

Email and Export Solutions
Using our built in export and scheduling options you can monitor security settings through automatic email notifications.

Free Hosted Option
Our free Landmark reporting includes both our product and hosting services.



Kinsey's Landmark Security Reports provide another dimension to Infor Lawson's standard security reports. By providing a commonly accepted interface our reports make it simple and efficient to quickly review your security settings. Easily transform your queries into reports or simply export your results to Microsoft Excel. This fast and easy approach has made this an invaluable tool when evaluating *Landmark Security*.

Feature	Standard	Advanced
Actor Role Report	Included	Included
Actor Role Security Class Report	Included	Included
Actor Role Security Class Business Class Report	Included	Included
Actor Role Security Class All Objects Report	Included	Included
Actor Attributes Report	Included	Included
Actor without Roles Report	Included	Included
Role Security Class Report	Included	Included
Role Security Class Business Class Report	Included	Included
Role Security Class All Objects Report	Included	Included
Roles without Actors Report	Included	Included
Security Class Business Class Report	Included	Included
Security Class All Objects Report	Included	Included
Security Classes without Roles Report	Included	Included
Role and Security Class Comparison Matrix	Included	Included
Filter by Actor, Role, Security Class, Object or Rule	Included	Included
Support for IE or Chrome	Included	Included
Multiple Environment Support	Included	Included
Multiple Product Line Support	Included	Included
Print Reports to Printer	Included	Included
Export Reports to PDF	Included	Included
Software User Guides	Included	Included
Drill Around	Advanced Only	Included
Save Favorite Reports	Advanced Only	Included
Historical Snapshot Reports	Advanced Only	Included
Historical Comparison Reports	Advanced Only	Included
Server Comparison Reports	Advanced Only	Included
Profile Comparison Reports	Advanced Only	Included
Role Comparison Report	Advanced Only	Included
Security Class Comparison Report	Advanced Only	Included
Export to MS Excel	Advanced Only	Included
Report Scheduling	Advanced Only	Included
Training	Online Video	Included



INFOR LAWSON SECURITY REPORTING

Competitive Upgrade

Simplify reporting, reduce risks and increase the visibility to your security model.

Security Reporting
Kinsey's Security Reports provide functionality that complements Infor Lawson's delivered reports. Our pre-built queries and unlimited filters provide critical insight into your Lawson S3 security settings.

Historical Reporting
By taking periodic snapshots of your security model you will have access to point in time security reports.

Historical Comparison
Compare current LS settings to any of your historical snapshots to see how your model has changed.

Server Comparison
Compare current LS settings from one environment to another to identify differences between profiles. This is valuable when trying to determine why your Test and Production security settings are behaving differently.

Email and Export Solutions
Using our built in export and scheduling options you can monitor security settings through automatic email notifications.

If you have purchased a 3rd party Lawson security reporting solution that may not be everything you were hoping for, talk to us about our competitive upgrade option. Our product offers features not found in any other security reporting solution.

- Standard Features**
- User Role Report
 - User Role Security Class Report
 - User Role Group Report
 - User Role Security Class Report
 - User Role Security Class Form Report
 - User Attributes Report
 - User CheckLS Settings
 - Role Security Class Report
 - Role Security Class Element Group Report
 - Role Security Class All Objects Report
 - Role Security Class Form Report
 - Roles without Users Report
 - Security Class Element Group Report
 - Security Class Form Report
 - Security Class All Objects Report
 - Unassigned Security Classes Report
 - Filter by User, Role, Security Class, Form or Rule
 - Support for IE or Chrome
 - Multiple Environment Support
 - Multiple Product Line Support
 - Print Reports to Printer
 - Export Reports to PDF
 - Export to MS Excel
 - Software User Guides
 - Drill Around
 - Save Favorite Reports
 - Historical Snapshot Reports
 - Historical Comparison Reports
 - Server Comparison Reports
 - Profile Comparison Reports
 - Report Scheduling



Talk to us about competitive upgrade pricing.



Kinsey & Kinsey, Inc.
26 North Park Boulevard
Glen Ellyn, IL. 60137
630-858-4866



g.henson@kinsey.com



call 757-621-8236



www.kinsey.com

Thank you for attending!

We hope you found it helpful!

